

60W LED POWER SUPPLY SINGLE OUTPUT



Dimension
L: 110 mm
W:78 mm
H:36mm

Weight: 0.23Kg



■Applications

- Industrial controlsystem
- Industrial automation machinery
- Mechanical and electrical equiprment
- Electronic instruments, equirments or apparatus
- LED Lighting Series

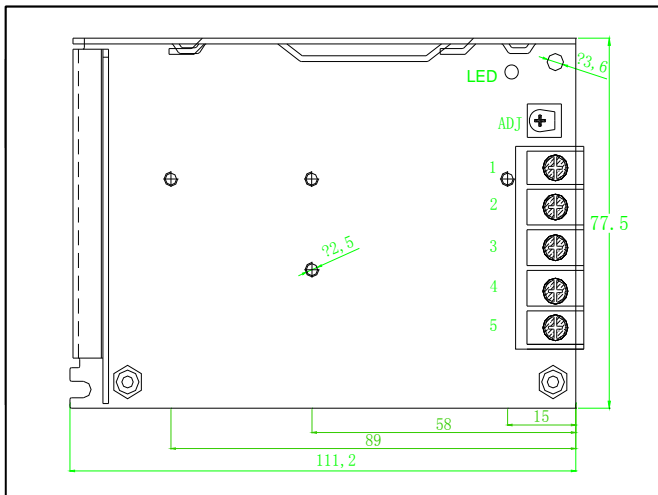
■Features

- International broad voltage AC input
- Protection: short-circuit, overload,overheat
- 100% full-load aged
- 300VAC surge for 5 seconds withstandable
- Working temperature up to 60°C
- 5G vibration tested
- High efficiency, long life span, and high reliability
- 2 years warranty

Specifications

Product No.		NW-60-12S	NW-60-15S	NW-60-24S	NW-60-48S			
Output	DC voltage	12V	15V	24V	48V			
	Rated Current	5A	4A	2.5A	1.25A			
	Current Range	0-5A	0-4A	0-2.5A	0-1.25A			
	Rated Power	60W	60W	60W	60W			
	Ripple and Noise(Max)Note.2	150mVp-p	240mVp-p	240mVp-p	240mVp-p			
	Voltage adjustment	10.8-13.2V	13.5-16.5V	22-27.6V	44-52V			
	Voltage Accuracy Note3	±1%	±1%	±1%	±1%			
	Linear Adjustment Note4	±0.5%	±0.5%	±0.5%	±0.5%			
	Load Adjustment Note5	±0.5%	±0.5%	±0.5%	±0.5%			
	Start and rise time	1500ms,30ms/230VAC 110V/30ms						
Hold time (Typ)	50ms/230VAC 110V10mS							
Input	Voltage range	90-264VAC/120-370VDC						
	Frequency range	50HZ						
	Efficiency (Typ)	80%	82%	83%	85%			
	AC current (Typ)	1.22A/90V 0.53A/220V						
	Surge current (Typ)	Cold Start: 70A/230VAC						
	Current leak	<5mA/240VAC						
Protection	Overload	Larger than 105% of capacity						
		restoration after abnormality removed						
Environment	Working temp.	-20~+60°C (Refer to the tenuation curve)						
	Working humidity	20~90% RH, without condense						
	Storage temp & hmdty	-40~+80°C						
	Temp. coefficient	±0.03%/°C (0~50°C)						
	Vibration proof	10~500HZ,5G 10min / cycle, X、Y、Z axes 60 min each						
Safety reg. & EMC (Note.6)	Safety regulation	GB195110.1-2004/IEC61347-1:2003 CE(EMC+LVD)						
	Voltage proof	I/P-O:1.5KVAC I/P-FG:1.5KVAC O/P-FG:0.5KVAC						
	insulation resistance	I/P-O/P, I/P-FG,O/P-FG:100M Ohms/500VDC/25°C/70% RH						
	EMC irradiation	EN 55032:2015+A11:2020;EN55035:2017+A11:2020						
	EMC disturbance proof	EN IEC 61000-3-2:2019; EN 61000-3-3:2013+A1:2019						
Dimensions	Dimensions	110*78*36.5mm(L*W*H)						
	Packing	0.23kg/PCS;72PCS/17.2kg						
Notes:	1. Unless specially indicated, all data are taken under 230VAC input, rated load and 25°C environment temp. 2.Ripple and noise: measured with a 12" double ripple cord connected in parallel with a 0.1μF and a 47 μF capacitor on output terminals. 3.Accuracy: including preset errors, linear adjustment rate and load adjustment rate. 4.Linear adjustment: taken under rated load from low voltage to high voltage. 5.Load adjustment: taken under 0~100% of rated load. 6. Power supply is taken as part of the whole system, and needs to be confirmed with terminal instruments for EMC.							

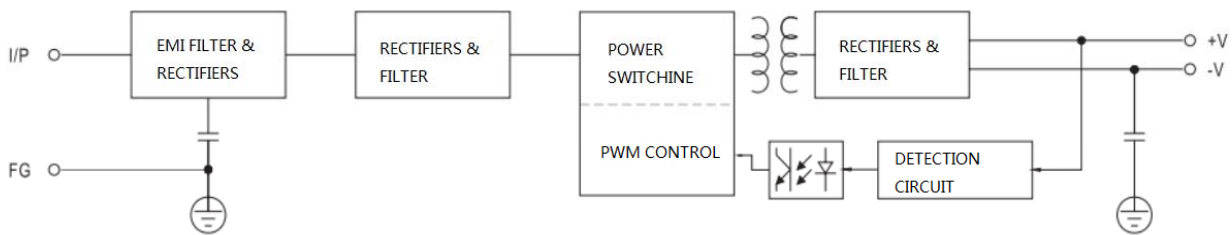
■ Appearance



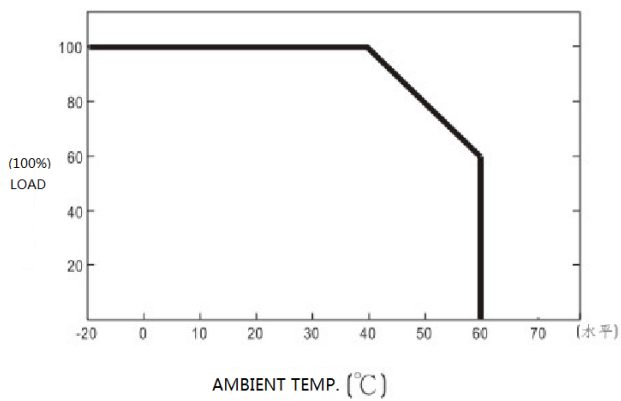
Terminal foot definition

Foot No.	Foot function
1	OUTPUT+
2	OUTPUT-
3	FG
4	AC/N
5	AC/L

■ Frame diagram



■ Tenuation curve



■ Static property curve

