

# 150W LED POWER SUPPLY SINGLE OUTPUT



Dimension  
L: 199 mm  
W:98 mm  
H:42mm

Weight: 0.43Kg



## ■Applications

- Industrial controlsystem
- Industrial automation machinery
- Mechanical and electrical equipriment
- Electronic instruments, equirments or apparatus
- LED Lighting Series

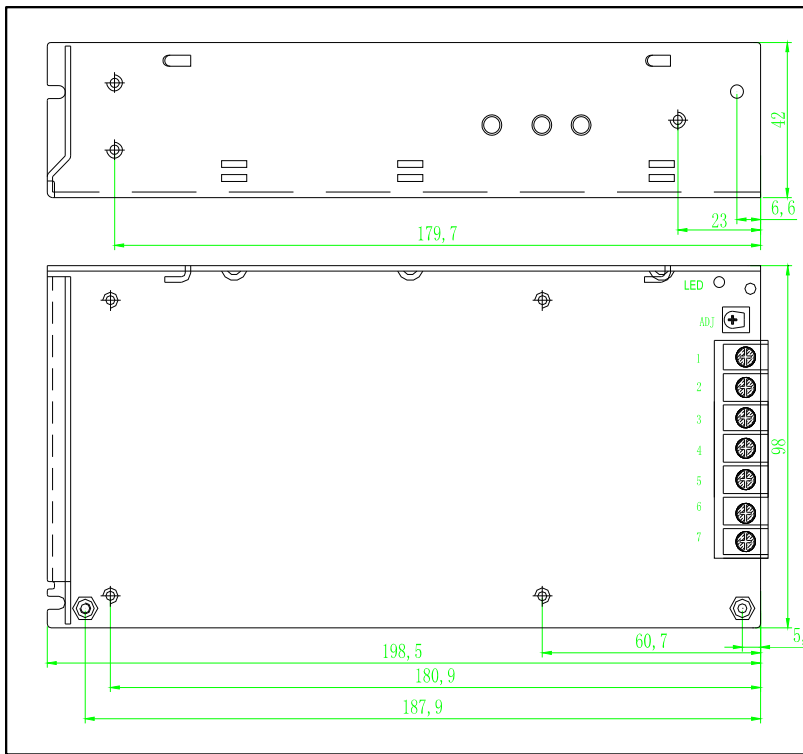
## ■Features

- International broad voltage AC input
- Protection: short-circuit, overload,overheat
- 100% full-load aged
- 300VAC surge for 5 seconds withstandable
- Working temperature up to 60℃
- 5G vibration tested
- High efficiency, long life span, and high reliability
- 2 years warranty

## Specifications

Product No.		NW-150-12	NW-150-15	NW-150-24	NW-150-48		
Output	DC voltage	12V	15V	24V	48V		
	Rated Current	12.5A	10A	6.3A	3.2A		
	Current Range	0-12.5A	0-10A	0-6.3A	0-3.2A		
	Rated Power	150W	150W	150W	150W		
	Ripple and Noise(Max)Note.2	150mVp-p	180mVp-p	240mVp-p	250mVp-p		
	Voltage adjustment	10.8-13.2V	13.5-16.5V	22-27.6V	44-52V		
	Voltage Accuracy Note3	±1%	±1%	±1%	±1%		
	Linear Adjustment Note4	±0.5%	±0.5%	±0.5%	±0.5%		
	Load Adjustment Note5	±0.5%	±0.5%	±0.5%	±0.5%		
	Start and rise time	1000ms,30ms/230VAC 1000ms,30ms/110V					
Hold time (Typ)	50ms/230VAC 10ms/115AC						
Input	Voltage range	AC 110V±15%/AC 220±15% changed by switch					
	Frequency range	50HZ/60HZ					
	Efficiency (Typ)	82%	83%	85%	85%		
	AC current (Typ)	3.13A/110V 1.4A/220V					
	Surge current (Typ)	Cold Start: 65A/230VAC					
	Current leak	<5mA/240VAC					
Protection	Overload	Larger than 105% of capacity					
		restoration after abnormity removed					
Environment	Working temp.	-20~+60℃(Refer to the tenuation curve)					
	Working humidity	20~90% RH, without condense					
	Storage temp & hmdty	-40~+80℃					
	Temp. coefficient	±0.03%/℃ (0~50℃)					
	Vibration proof	10~500HZ,5G 10min / cycle, X、Y、Z axes 60 min each					
Safety reg. & EMC (Note.6)	Safety regulation	GB195110.1-2004/IEC61347-1:2003 CE(EMC+LVD)					
	Voltage proof	I/P-O:1.5KVAC I/P-FG:1.5KVAC O/P-FG:0.5KVAC					
	insulation resistance	I/P-O/P, I/P-FG,O/P-FG:100M Ohms/500VDC/25℃/70% RH					
	EMC irradiation	EN 55032:2015+A11:2020;EN55035:2017+A11:2020					
	EMC disturbance proof	EN IEC 61000-3-2:2019; EN 61000-3-3:2013+A1:2019					
	Dimensions	199*98*42mm(L*W*H)					
	Packing	0.43kg/PCS;28PCS/16kg					
Notes:	1. Unless specially indicated, all data are taken under 230VAC input, rated load and 25℃ environment temp. 2.Ripple and noise: measured with a 12" double ripple cord connected in parallel with a 0.1μF and a 47 μF capacitor 3.Accuracy: including preset errors, linear adjustment rate and load adjustment rate. 4.Linear adjustment: taken under rated load from low voltage to high voltage. 5.Load adjustment: taken under 0~100% of rated load. 6. Power supply is taken as part of the whole system, and needs to be confirmed with terminal instruments for EMC.						

## ■ Mechanical Specification

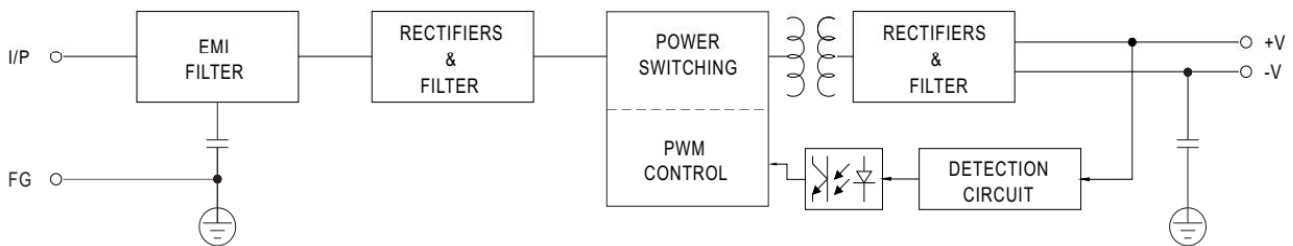


### Terminal foot definition

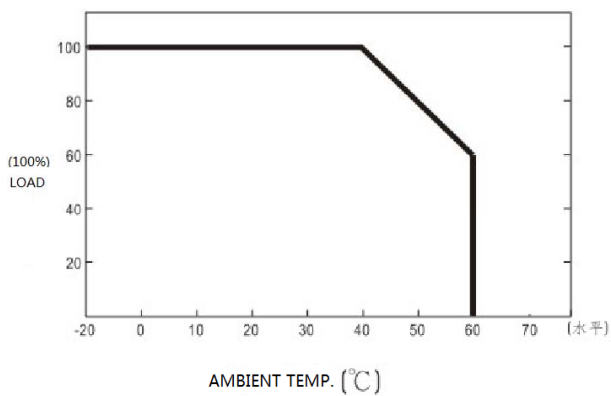
Foot No.      Foot function

1	OUTPUT+
2	OUTPUT+
3	OUTPUT-
4	OUTPUT-
5	FG
6	AC/N
7	AC/L

## ■ Block Diagram



## ■ Derating Curve



## ■ Output Derating VS Input Voltage

