

120W LED POWER SUPPLY SINGLE OUTPUT



Dimension
L: 199 mm
W: 98 mm
H: 42mm

Weight: 0.43Kg



■Applications

- Industrial controlsystem
- Industrial automation machinery
- Mechanical and electrical equiprment
- Electronic instruments, equirments or apparatus
- LED Lighting Series

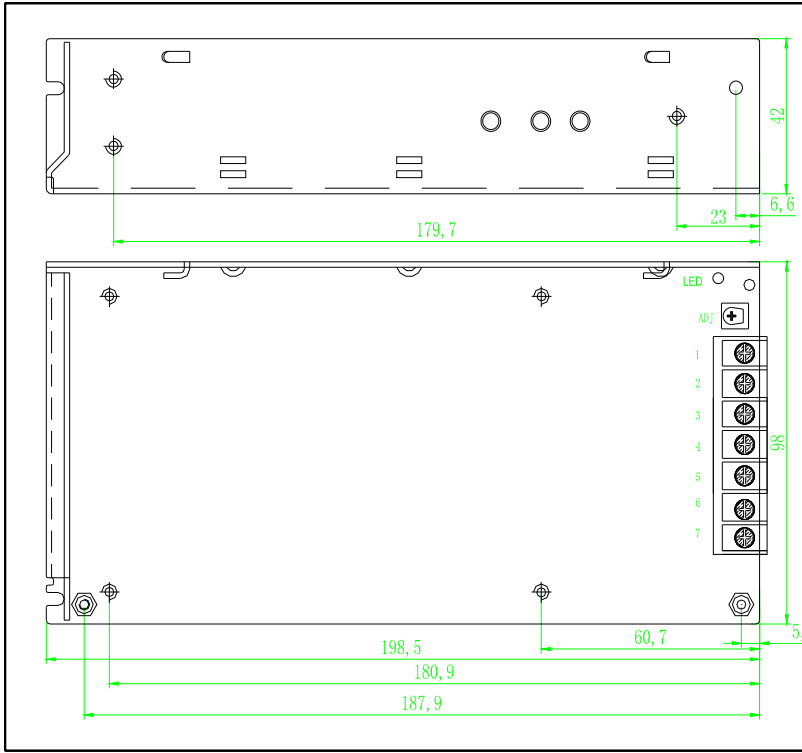
■Features

- International broad voltage AC input
- Protection: short-circuit, overload,overheat
- 100% full-load aged
- 300VAC surge for 5 seconds withstandable
- Working temperature up to 60℃
- 5G vibration tested
- High efficiency, long life span, and high reliability
- 2 years warranty

Specifications

Product No.		NW-120-12	NW-120-15	NW-120-24	NW-120-48		
Output	DC voltage	12V	15V	24V	48V		
	Rated Current	10A	8A	5A	2.5A		
	Current Range	0-10A	0-8A	0-5A	0-2.5A		
	Rated Power	120W	120W	120W	120W		
	Ripple and Noise(Max)Note.2	150mVp-p	180mVp-p	240mVp-p	250mVp-p		
	Voltage adjustment	10.8-13.2V	13.5-16.5V	22-27.6V	44-52V		
	Voltage Accuracy Note3	±1%	±1%	±1%	±1%		
	Linear Adjustment Note4	±0.5%	±0.5%	±0.5%	±0.5%		
	Load Adjustment Note5	±0.5%	±0.5%	±0.5%	±0.5%		
	Start and rise time	1500ms,30ms/230VAC 2000ms,30ms/110V					
	Hold time (Typ)	50ms/230VAC 10ms/115AC					
Input	Voltage range	176-264AC/250-360VDC					
	Frequency range	50HZ					
	Efficiency (Typ)	83%	83%	85%	85%		
	AC current (Typ)	1.42A/176V 1.1A/220V					
	Surge current (Typ)	Cold Start: 65A/230VAC					
	Current leak	<2mA/240VAC					
Protection	Overload	Larger than 105% of capacity					
		restoration after abnormity removed					
Environment	Working temp.	-20~+60℃(Refer to the tenuation curve)					
	Working humidity	20~90% RH, without condense					
	Storage temp & hmdty	-40~+80℃					
	Temp. coefficient	±0.03%/℃ (0~50℃)					
	Vibration proof	10~500HZ,5G 10min / cycle, X、Y、Z axes 60 min each					
Safety reg. & EMC (Note.6)	Safety regulation	GB195110.1-2004/IEC61347-1:2003 CE(EMC+LVD)					
	Voltage proof	I/P-O:1.5KVAC I/P-FG:1.5KVAC O/P-FG:0.5KVAC					
	insulation resistance	I/P-O/P, I/P-FG,O/P-FG:100M Ohms/500VDC/25℃/70% RH					
	EMC irradiation	EN 55032:2015+A11:2020;EN55035:2017+A11:2020					
	EMC disturbance proof	EN IEC 61000-3-2:2019; EN 61000-3-3:2013+A1:2019					
Dimensions	Dimensions	199*98*42mm(L*W*H)					
	Packing	0.43kg/PCS;28PCS/14.3kg					
Notes:	1. Unless specially indicated, all data are taken under 230VAC input, rated load and 25℃ environment temp. 2. Ripple and noise: measured with a 12" double ripple cord connected in parallel with a 0.1μF and a 47 μF capacitor on 20MHz bandwidth. 3. Accuracy: including preset errors, linear adjustment rate and load adjustment rate. 4. Linear adjustment: taken under rated load from low voltage to high voltage. 5. Load adjustment: taken under 0~100% of rated load. 6. Power supply is taken as part of the whole system, and needs to be confirmed with terminal instruments for EMC.						

■ Appearance

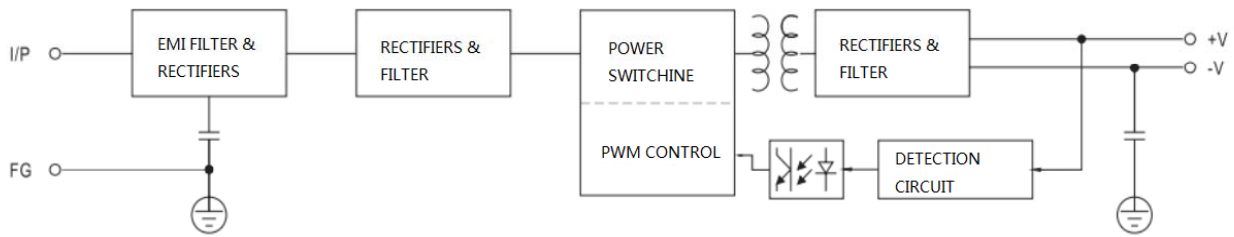


Terminal foot definition

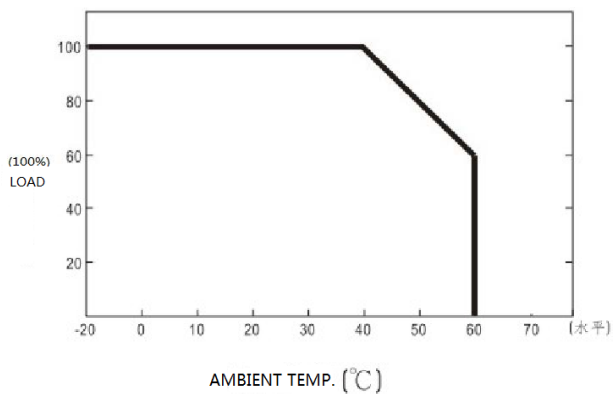
Foot No. Foot function

Foot No.	Foot function
1	OUTPUT+
2	OUTPUT+
3	OUTPUT-
4	OUTPUT-
5	FG
6	AC/N
7	AC/L

■ Frame diagram



■ Tenuation curve



■ Static property curve

