

PE-BL150DV 150W**Features:**

- Standard DALI dimming interface
- With PUSH function to realize PUSH dimming
- Output flicker free
- Protections: short circuit/over voltage/over current
- Aluminum case, fast heat dissipation
- Unique design slow light, slow off function
- It is suitable for constant voltage LED light belt
- Large diameter copper terminals, convenient install
- Meet up SELV safety extra low voltage standard
- Three years warranty


RoHS SELV CE**General description:**

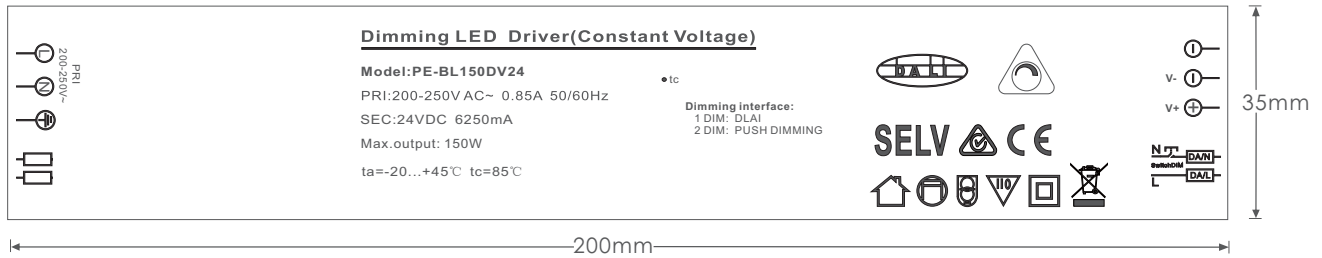

Constant voltage LED driver developed by my company with high power factor ,high efficiency, high precision, the use of the efficient stable low loss switch control chip and the high performance components makes it with low noise, energy saving, environmental protection, long life and other characteristics.

Unique design slow light and slow off function, safe and convenient large aperture terminal.

Specification:

Model		PE-BL150DV24	PE-BL150DV12
OUTPUT	Output Voltage	24Vdc	12Vdc
	Max Output Current	6.25A Max	10A Max
	Non-load Output Voltage	24Vdc ±0.5v	12Vdc ±0.5v
	Output Current	6.25A Max	10A Max
	Output Power	150W Max	120W Max
	Strobe Level	No flicker	
	Dimming Range	0~100%	
	PWM Dimming Frequency	≥3600K	
INPUT	Dimming Interface	DALI/PUSH	
	Input Voltage Range	200-250Vac	
	Frequency	50/60Hz	
	Input Current	<1.5A	<1.2A
	Efficiency(typ.)	85%	85%
	Inrush Current(typ.)	Cold start 31A	Cold start 30A
	Anti Surge	L-N: 2kV	
	Leakage Current	<0.5mA/230Vac	
ENVIRONMENT	Working Temperature	ta: 45°C tc: 85 °C	
	Working Humidity	20 ~ 95%RH, non-condensing	
	Storage Temp., Humidity	-40 ~ 80 °C , 10~95%RH	
	Waterproof grade	IP20	
PROTECTION	Over-Current Protection	Shut down the output when rated power ≥102%, auto recovers.	
	Short Circuit Protection	Shut down automatically if short circuit occurs, auto recovers.	
	Non-load Protection	output Constant Voltage.	
SAFETY & EMC	Withstand Voltage	I/P-O/P:3750Vac	
	Isolation Resistance	I/P-O/P:100MO/500VDC/25°C/70%RH	
	Safety Standards	IEC/EN61347-1, IEC/EN61347-2-13	
	Strobe Test Standard	IEEE 1789	
OTHERS	Dimension	287.6×61×40mm(L×W×H)	
	Packing	Bubble bag	
	Weight(G.W.)	560±10g	

Dimensions :

Product Label:**Wiring Diagram:****Wiring:**

The input terminal: more than 2 m² copper core wire.

The output terminal: more than 1 m² copper core wire.

The use of guidance:

This product has a press line cap at the input, with self-locking clamping, it can be opened up with a screwdriver, then you will see the input terminal connected with the AC line L and the null line N. The output terminal connect according to the product label, notice positive and negative pole.

Note:

**1. please pay attention to the distinction between input and output, connect correctly, then power on;

**2. please connect first the load of the DC output, open the driver after checking; in the constant current mode, if power on at open circuit, please turn off the driver and can't connect the LED until the electric energy stored by the output release, or it may damage the LED;

**3. this type of driver is only limited to the use of the LED lamps, the input voltage range is AC 100-265V, the heat insulation cotton and other items that obstruct the heat dissipation of the product, which conforms to the product under the specified output voltage, current range, the use environment temperature is -20-45 degrees, and the surface can not cover the conditions of the environment, this product enjoys three years of free warranty.

1. the LED lamp doesn't bright after the dimming driver is connected at the first time, please turn off the AC input and check as follow:

- 1) whether or not DC output bad contact;
- 2) whether DC output polarity is reversed, or the LED board is welded anti;
- 3) whether AC input is bad contact, test after eliminating these failures;

2. the device has good connection, LED lights, but the LED flicker, please turn off the AC input and check as follow:

- 1). whether or not the parameters and actual parameters match.
- 2). please timely communicate with us if you have any questions in the using, we will try our best to solve the problems with you.

Statement:

The pictures and specifications is for reference only, in kind prevail, specifications are subject to change with further notice.

Appendix:

Digital Addressable lighting Interface (DALI)

DALI slave unit will send data only master unit requests, that is, adopt command answering mode

There are 64 slave units at most in the same DALI network, each unit has a separate address(short address), A slave unit can also be assigned to a certain group, and a slave unit can belong to different group, slave unit can exist up to 16 groups at the same time, each unit can set 16 scenarios.

The main features of the DALI protocol

- 1) Asynchronous serial communication.
- 2) 1200 baud rate, using the Manchester encoding format.
- 3) Two lines differential signal.
- 4) The high level when differential voltage is larger than 9.5V.
- 5) The low level when differential voltage is less than 6.5V.
- 6) The master unit controls communication process.
- 7) One DALI bus can connect with 64 slave units.
- 8) Each slave unit can be individually addressed.

DALI Electrical Specification

Under the idle state, from machine unit method to control the bus :

- 1) High Output power at ordinary time, not to interference in the hold signal.
- 2) Output low electricity at ordinary time, directly to the DALI bus short circuit to each other.
- 3) DALI bus maximum current of 250mA
- 4) Not a two-way communication at the same time.
- 5) Transmission cable up to 300 meters, or pressure drop is no more than 2v